
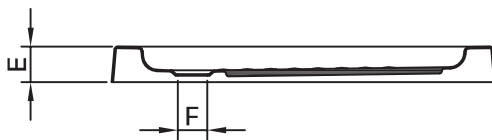
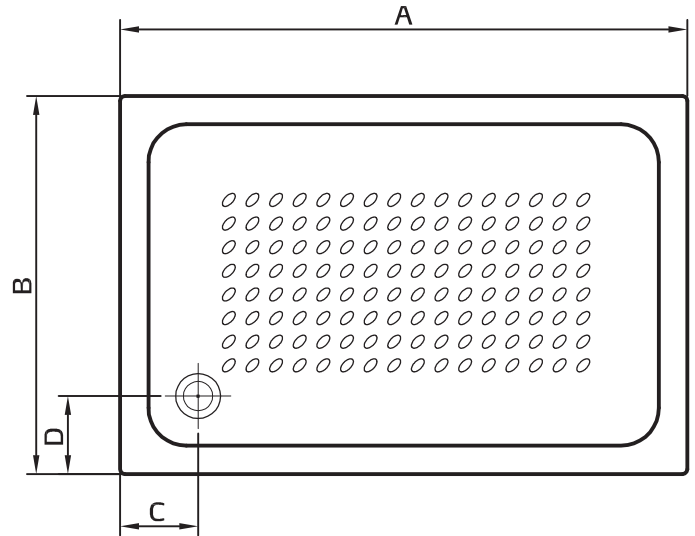
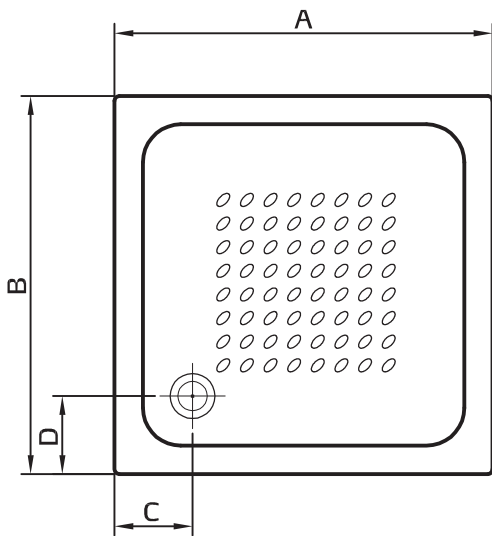

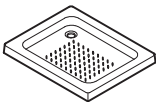


Platos de ducha / Shower tray / Bases de chuveiro

ELBA



	REF.	A	B	C	D	E	F
	G6384101	700 ±5	700 ±5	165	165	75	Ø62 ⁺³ ₋₂
	G6384301	800 ±5	800 ±5	165	165	75	Ø62 ⁺³ ₋₂
	G6384501	900 ±5	900 ±5	165	165	75	Ø62 ⁺³ ₋₂
	G6384701	900 ±5	750 ±5	165	165	75	Ø62 ⁺³ ₋₂
	G6384901	1000 ±5	800 ±5	165	165	75	Ø62 ⁺³ ₋₂
	G6385101	1200 ±5	800 ±5	165	165	75	Ø62 ⁺³ ₋₂
	G6385301	1400 ±5	800 ±5	165	165	75	Ø62 ⁺³ ₋₂
	G6385501	1600 ±5	800 ±5	165	165	75	Ø62 ⁺³ ₋₂

(mm)

Español

Este plato de ducha puede instalarse según se muestra en las viñetas:

1. Empotrado.
2. Semiempotrado con apoyo.
3. Soportado sobre la base de caja de arena o pies ajustables.

English

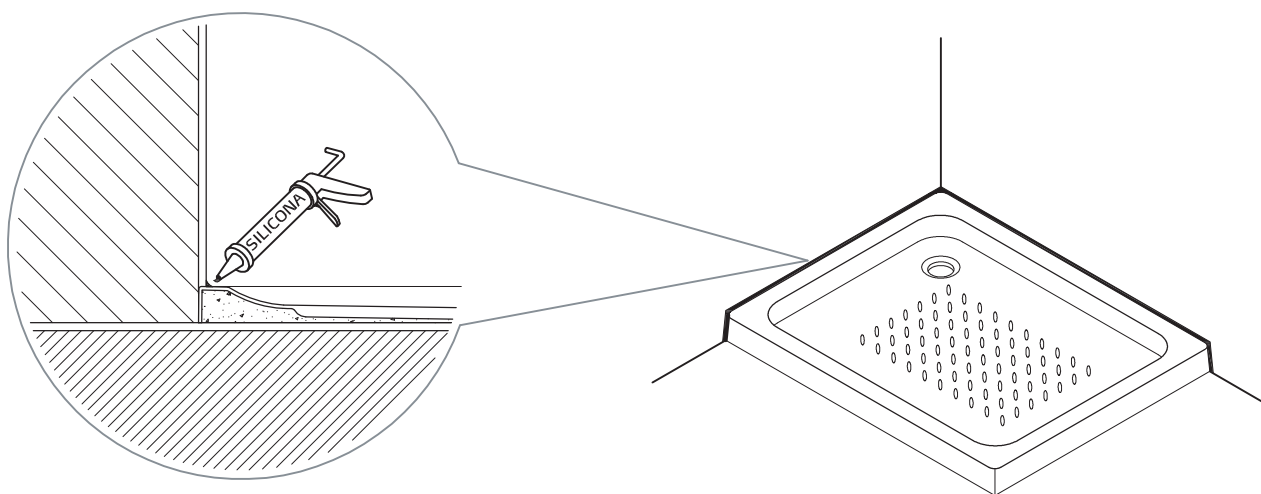
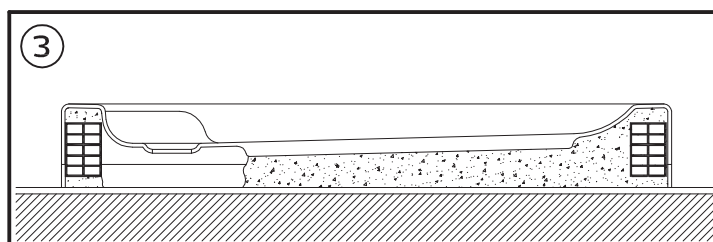
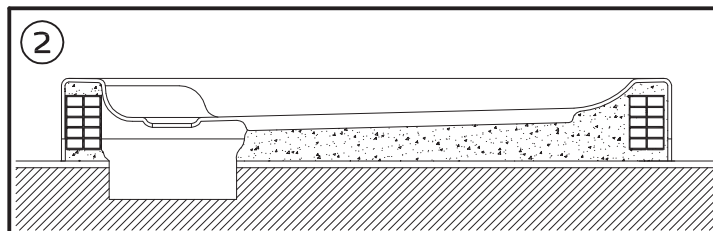
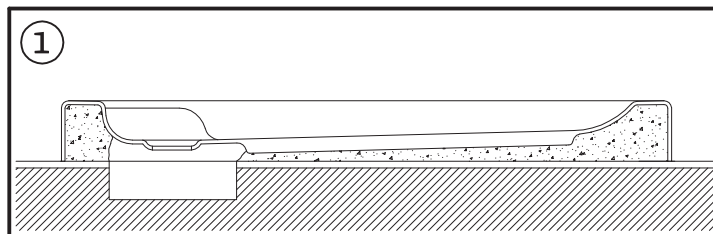
This shower tray can be installed as shown in the drawings:

1. Embedded.
2. Semi-embedded supported.
3. Based in box sand or adjustable feet.

Português

Esta base de duche pode ser instalada como se mostra nas vinhetas:

1. Embutido.
2. Semi-embutido com apoio.
3. Apoiado em caixa de areia ou pés reguláveis.



Mantenimiento

Evite todo contacto con lacas, quitaesmalte de uñas, disolventes orgánicos, cigarrillos encendidos, etc...

No limpiar con productos y estropajos abrasivos o vapor, solo con agua y jabón.

Maintenance

Avoid all contact with lacquers, nail varnish remover, organic solvents, lighted cigarettes, etc...

Do not clean with abrasive products, scourers or steam. Use soapy water only.

Manutenção

Evitar qualquer contacto com lacas, removedor de verniz de unhas, dissolventes orgânicos, cigarros acesos, etc...

Não limpar com produtos e esfregões abrasivos ou vapor, só com água e sabão.

Cerámicas Gala, S.A.

Ctra. Madrid - Irún, Km. 244, BURGOS - SPAIN

Teléf. 947 474 100 - Fax. 947 474 103

E-mail: general@gala.es www.gala.es